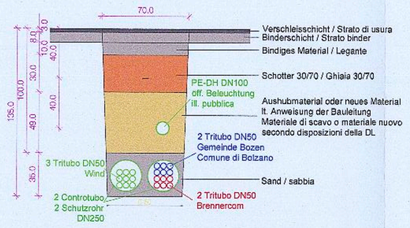

TYPENSCHNITT DATENKABEL Bestand
Verlegung auf Asphaltstraße in Schutzrohr
SEZIONE TIPO CAVO DATI esistente
Posa su strada asfaltata con controtubo
MASSTAB / SCALA 1:XXX

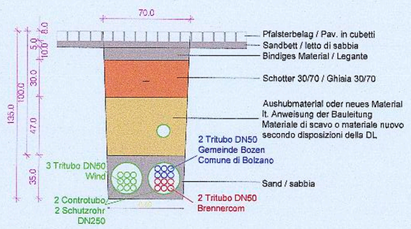

TYPENSCHNITT DATENKABEL Bestand
Verlegung auf Straße mit Pflasterbelag und Schutzrohr
SEZIONE TIPO CAVO DATI esistente
Posa su strada con pav. in cubetti e controtubo
MASSTAB / SCALA 1:XXX

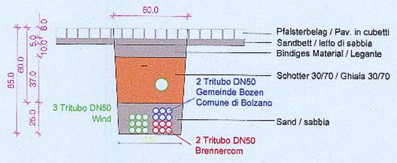

TYPENSCHNITT DATENKABEL Bestand
Verlegung auf Gehsteig mit Pflasterbelag
SEZIONE TIPO CAVO DATI esistente
Posa su marciapiede con pav. in cubetti
MASSTAB / SCALA 1:XXX

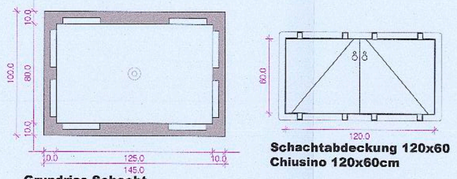

Grundriss Schacht
Pianta pozzetto

Schachtabdeckung 120x60
Chiusino 120x60cm

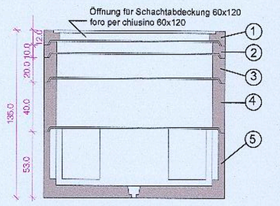

ELEMENTO	
1	Ring für Schachtabdeckung anello per chiusino
2	Aufhöhung cm. 10 sovralzo da cm. 10
3	Aufhöhung cm. 20 sovralzo da cm. 20
4	Aufhöhung cm.40 sovralzo da cm.40
5	Grundelement base anello di fondo

Schnitt Schacht
Sezione pozzetto

Detail Schacht für Telecomunikationsnetz
Dettaglio pozzetto per rete di telecomunicazione

ANSCHLÜSSE ALLACCIAMENTI	B x H x T [cm]
1	40 x 60 x 30
2	60 x 60 x 30
3	100 x 60 x 30

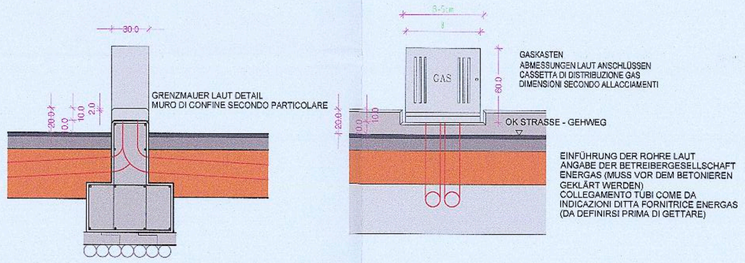

GRENZMAUER MIT ÖFFNUNG FÜR GAS-VERTEILERKASTEN
INCASSO CASSETTA DI DISTRIBUZIONE GAS
M 1 : 20

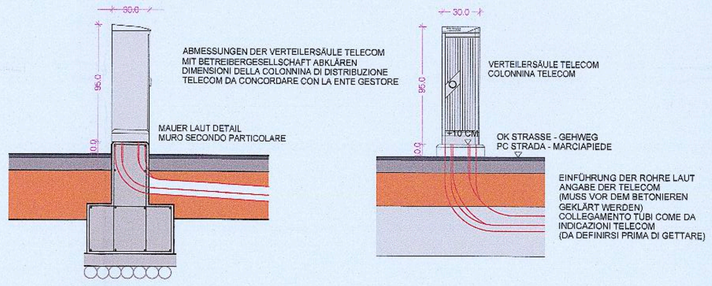

TELECOM-VERTEILERSÄULE
COLONNINA DI DISTRIBUZIONE TELECOM
M 1 : 20

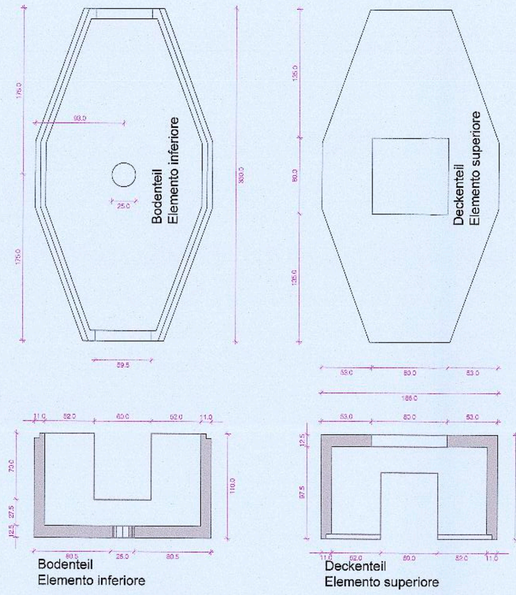

TELECOMSCHACHT
2-Wege-Schacht
inkl Aufsatzschacht 90x90x40
inkl Telecom Gussdeckel 60x60 D400
POZZETTO TELECOM
cameretta a 2 vie
incl torrino 90x90x40
incl chiusino Telecom in ghisa 60x60 D400
1:20

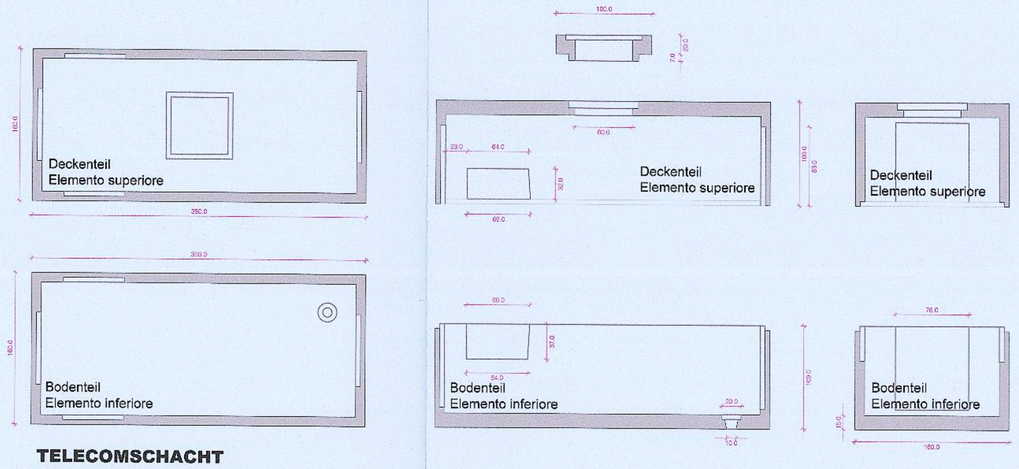

TELECOMSCHACHT
4-Wege-Schacht
inkl Aufsatzschacht 90x90x40
inkl Telecom Gussdeckel 60x60 D400
POZZETTO TELECOM
cameretta a 4 vie
incl torrino 90x90x40
incl chiusino Telecom in ghisa 60x60 D400
1:20

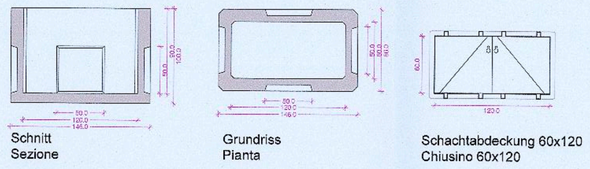

Schnitt
Sezione

Grundriss
Pianta

Schachtabdeckung 60x120
Chiusino 60x120

SCHACHT TELECOM 60x120
inkl Telecom Gussdeckel 60x120 D400
POZZETTO TELECOM 60x120
incl chiusino Telecom in ghisa 60x120 D400
1:20

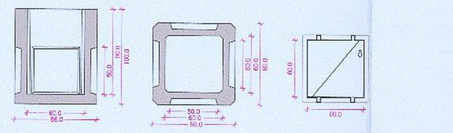

Schnitt
Sezione

Grundriss
Pianta

Schachtabdeckung 60x60
Chiusino 60x60

Schacht Telecom 60x60
inkl Telecom Gussdeckel 60x60 D400

Pozzetto Telecom 60x60
incl chiusino Telecom in ghisa 60x60 D400

ABLAUF VERLEGUNG
TELECOM HAUPTLEITUNG
SVOLGIMENTO POSA TUBAZIONE
PRINCIPALE TELECOM

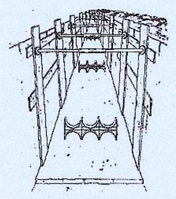

VORBEREITUNG DES GRUNDES UND ROHRAUFLAGEN
PREPARAZIONE DEL FONDO DI SCAVO E SELLETTE

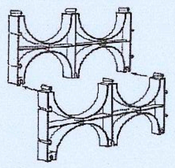

ROHRAUFLAGE
SELLETTE

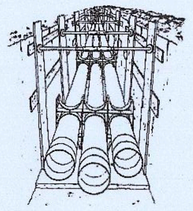

VERLEGUNG DER ROHRE AUF DEN ROHRAUFLAGEN
POSA TUBAZIONI SULLE SELLETTE



BETONGUSS UM DIE ROHRE
GETTO CLS ATTORNO ALLE TUBAZIONI

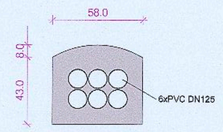

VERLEGETYPOLOGIE A
6 Rohrleitungen davon 2 Reihen horizontal und 3 Reihen vertikal
TIPOLOGIA DI POSA A
6 tubazioni di cui 2 file orizzontali e 3 file verticali

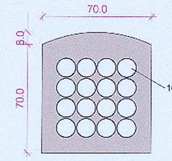

VERLEGETYPOLOGIE B
16 tubazioni di cui 4 file orizzontali 4 file verticaliTIPOLOGIA DI POSA B
16 Rohrleitungen davon 4 Reihen horizontal und 4 Reihen vertikal

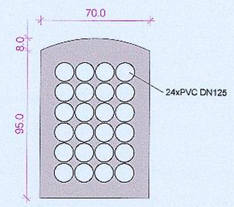

VERLEGETYPOLOGIE C
24 Rohrleitungen davon 4 Reihen horizontal und 6 Reihen vertikal
TIPOLOGIA DI POSA C
24 tubazioni di cui 4 file orizzontali 6 file verticali

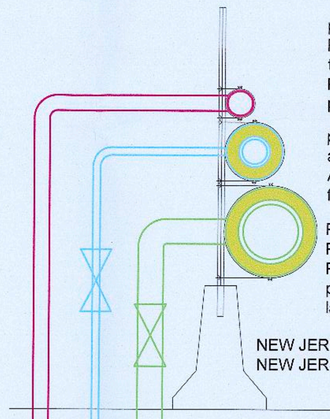

provisorische MS Stromleitung
PE-HD DN160, am Bauzaun befestigt, verlegt in Schutzblech
tubazione corrente MT provvisorio
PE-HD DN160, fissato a recinzione di cantiere, posato con lamiera di protezione

provisorische TW Leitung, PE DN160 PN20, isoliert
am Bauzaun befestigt, verlegt in Schutzblech
ACQ provvisorio, PE DN160 PN20, coibentato
fissato a recinzione di cantiere, posato con lamiera di protezione

PROVISORIUM GAS ND DN355 isoliert
Polyäthylenrohr PE80 MOP (bar) 2, am Bauzaun befestigt, verlegt in Schutzblech
PROVVISORIO GAS BP DN355, coibentato
polietilene PE80 per gasdotto - MOP (bar) 2, fissato a recinzione di cantiere, posato con lamiera di protezione

NEW JERSEY mit Transennen als Baustellenumzäunung
NEW JERSEY con transenna come recinzione di cantiere

provisorischer Anschluss an Bestand
Allacciamento provvisorio a esistente

provisorischer Anschluss an Bestand
Allacciamento provvisorio a esistente

provisorischer Anschluss an Bestand
Allacciamento provvisorio a esistente

Verlegung provisorische Leitungen am Baustellenzaun
Posa tubazioni provvisorie su recinzione di cantiere
M 1 : 20

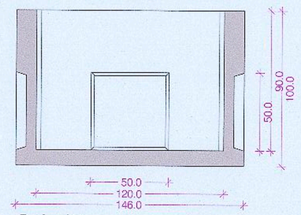

Schnitt
Sezione

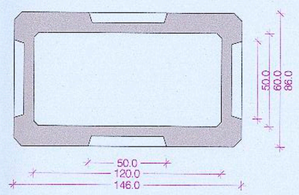

Grundriss
Pianta

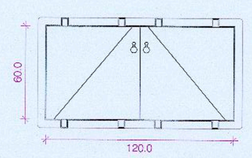

Schachtabdeckung 60x120
Chiusino 60x120

SCHACHT TELECOM 60x120
inkl Telecom Gussdeckel 60x120 D400
POZZETTO TELECOM 60x120
incl chiusino Telecom in ghisa 60x120 D400
1:20

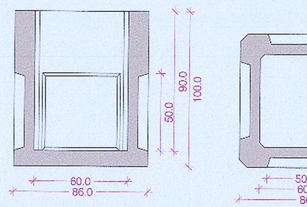

Schnitt
Sezione

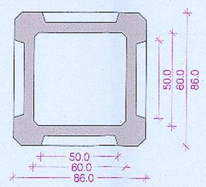

Grundriss
Pianta

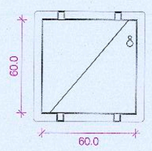

Schachtabdeckung 60
Chiusino 60x60

Schacht Telecom 60x60
inkl Telecom Gussdeckel 60x60 D400

Pozzetto Telecom 60x60
incl chiusino Telecom in ghisa 60x60 D400

Autonome Provinz Bozen - Provincia Autonoma di Bolzano
Stadtgemeinde Bozen - Comune di Bolzano

STADTEBAULICHER AUFWERTUNGSPLAN - ZONE PERATHONERSTRASSE - SÜDTIROLERSTRASSE
PIANO DI RIQUALIFICAZIONE URBANISTICA - ZONA VIA PERATHONER - ALTO ADIGE

WaltherPark

TUNNEL UND STRASSEN
TUNNEL ED ACCESSO E SISTEMAZIONI VIARIE

Proprietà Eigentümer	Città di Bolzano - Stadt Bozen vicolo Gumer 7 - 39100 Bolzano - Bozen
Projektausführerin Soggetto Attuatore	WaltherPark s.p.a. eine Gesellschaft der SIGNA Gruppe | una Società del Gruppo SIGNA
General Contractor Projektmanagement	ICM Italia General Contractor Srl Waltherplatz | piazza Walther n. 22 | 39100 Bolzano - Bozen
Generalplaner Progettista generale	DMA ITALIA srl Waltherplatz | piazza Walther n. 22 | 39100 Bolzano - Bozen
Planungsteam Team di Progettazione	ATA engineering; plan punkt; in.ge.na.

Stampel Gemeinde

Prot. 0210689 del 27/12/2018

Planungsphase | Fase	AUSFÜHRUNGSPROJEKT - PROGETTO ESECUTIVO
Planinhalt | Descr. Tav.	Details Telefon und Datenkabel Dettagli telefono e cavo dati
Plankodierung | Cod.	Index
Planart | Tipologia	Projekt neue Infrastrukturen Progetto nuovi sottoservizi
Maßstab - Scala: 1:20	Format | Formato: 1189mm x 841mm
Datum - Data: 30.11.2018	Gez.: planpunkt GmbH, GU
Plannummer - nr. Tav.:	B3.15

10481_180515_Details.dwg